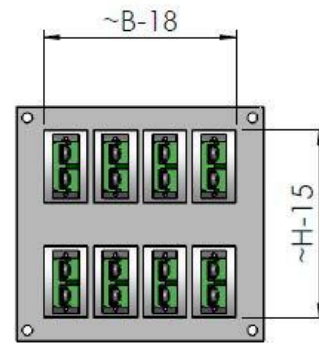
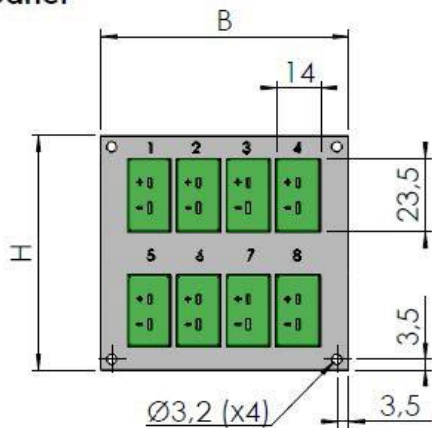


Multi channel panel



$$H = 38 + (\text{rows} - 1) \times 37$$

$$B = 31,5 + (\text{columns} - 1) \times 15,9$$

Panel Mounted thermocouple jacks

Model Miniature thermoplastic

Design

Panel jack with housing in thermoplastic and signal connections (sockets) in thermocouple compatible material. Mounted in anodized aluminium panel.

Example of use

Test rigs and cabinets.

Maximum temperature

200 °C

Mounting

The one channel panel is mounted from the front and is clamped by locking arms. Cut out size diameter 32 mm (maximum 35 mm, circular or quadratic). Allowed plate thickness 1 to 5 mm.

Multichannel panels should be mounted from the front, e.g. with M3-screws.

Panel jack

Srew terminals

Colour code according to IEC 60584-3

Configuration

Number of channels: 1 to 30

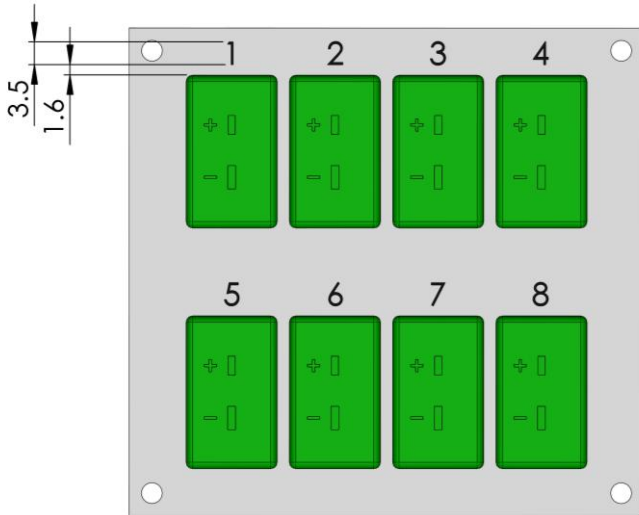
Rows and columns: As required. See example on page 2.

Markings: Consecutive numbers 1, 2, ... alternatively no marking at all.

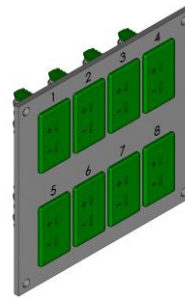
For other alternatives please contact Pentronic.

Article number	Description
37-00011	J, one channel panel
37-00012	K, one channel panel
37-00013	T, one channel panel
37-00014	S/R, one channel panel
37-00016	B, one channel panel

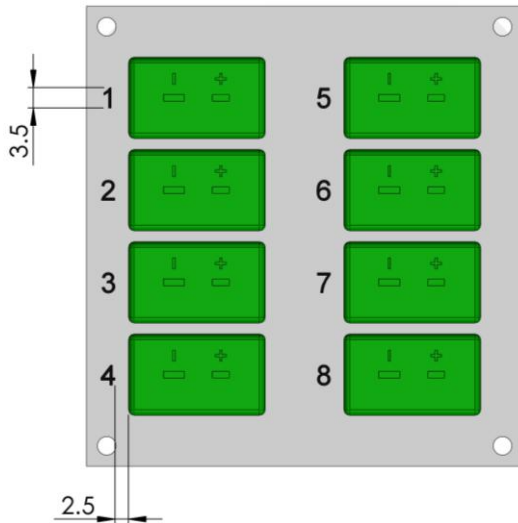
Marking



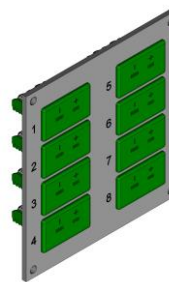
HORIZONTALLY MOUNTED STANDARD PANELS – This means that the text is placed horizontally



Example: 2 rows 4 sockets/row



VERTICALLY MOUNTED STANDARD PANELS – This means that the text is placed vertically



Example: 2 rows 4 sockets/row